

# Maven and MyEclipse

## Webinar Series

Conference Call: (616) 883-8055

Access Code: 676-502-139

# Call-in Audio Only...

- You must call in to the conference phone # to hear us.
- The conference number is in the **Webinar Info** panel on the right hand side of your screen:

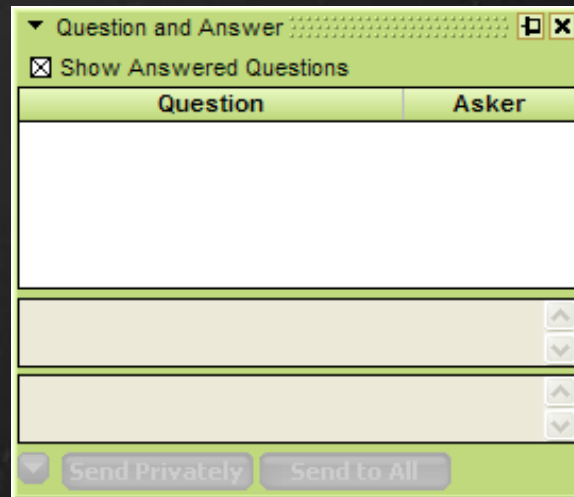
Example Screenshot



**NOTE:** The contact info above is just an example.  
Please see your own screen for the correct information.

# Asking a Question...

During the Webinar (Question & Answer Box)



Purchasing Questions

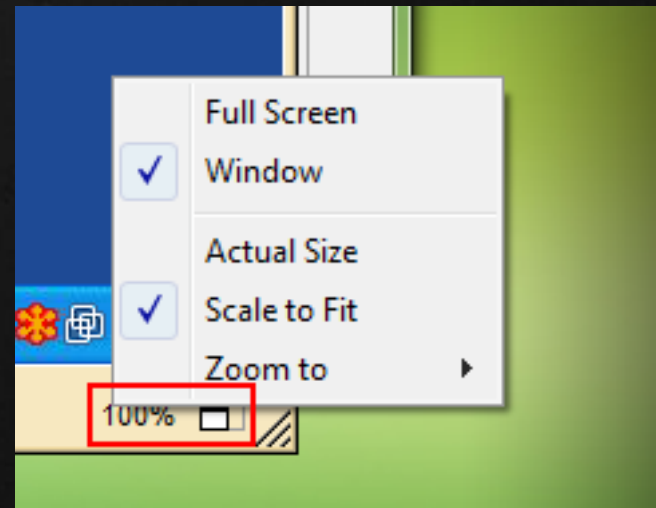
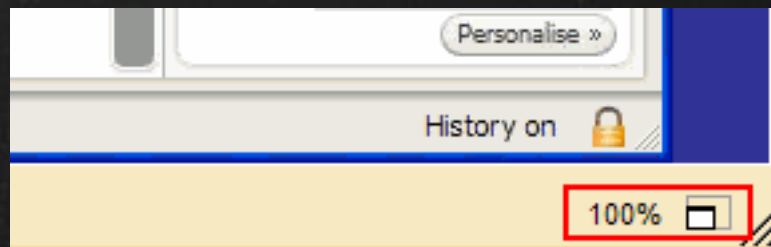
[demos@myeclipseide.com](mailto:demos@myeclipseide.com)

Support Questions

<http://www.myeclipseide.com>

# Watching the Webinar...

If you have a hard time seeing my window during the presentation (e.g. it appears too large) you can use the "Zoom" functionality on the bottom right hand corner of the screen to adjust how it fits your screen.



# What is Maven?

- Pluggable Project Management System
- Fundamentally
  - Dependency Management & Provisioning
  - Build System
- Also...
  - Has a plugin for just about everything else...
    - Tests
    - Metrics
    - Reports
    - etc. etc. etc.

# I don't get it...

- Some people never wrap their head around Maven
- The pluggable design makes it ubiquitous like Eclipse:
  - "It's an IDE!"
  - "No, it's a platform!"
  - "No, it's a shoe polish!"
- 3 separate developers can tell you what Maven is, 3 separate ways... and they are all right.

# What is Maven4MyEclipse?

- Integration of Maven into the MyEclipse IDE workflow
- Eases common and complex Maven tasks
- Available in **Professional** and **Blue** editions of MyEclipse

# Outline

- Part 1
  - Maven Library Projects
  - Importing JARs into Repository
- Part 2
  - Maven Web Service Project
  - Using the Repository
- Part 3
  - Running any Maven Goals

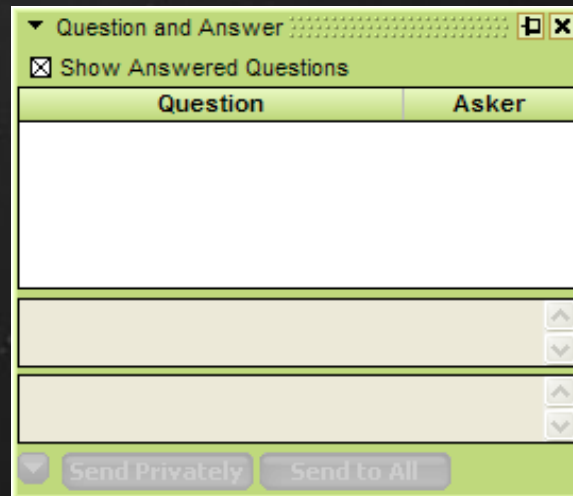
(Switch to MyEclipse)

# Recap...

- Maven is fundamentally a dependency and build system
- Maven has plugins for just about everything else
- MyEclipse integrates Maven directly into the IDE's workflow
- Available in **Professional** and **Blue** editions of MyEclipse

# Questions & Answers

Feel free to ask any questions you had during the presentation...



A screenshot of a software window titled "Question and Answer". The window has a green header bar with a dropdown arrow on the left and a close button (X) on the right. Below the header, there is a checkbox labeled "Show Answered Questions" which is checked. The main content area is a table with two columns: "Question" and "Asker". The table is currently empty. Below the table, there are two rows of light beige rectangular boxes, each with a small upward and downward arrow on its right side. At the bottom of the window, there are two buttons: "Send Privately" and "Send to All".

Question	Asker
----------	-------

# Conclusion

Thank you for joining us.

MyEclipse Webinar Registration page will be updated as we plan for future webinars. Be sure to check it out.

<http://www.myeclipseide.com/webinars.html>

If you have questions about our webinars you can email us at [demos@myeclipseide.com](mailto:demos@myeclipseide.com)