

Advanced JavaScript Development with MyEclipse

Webinar Series

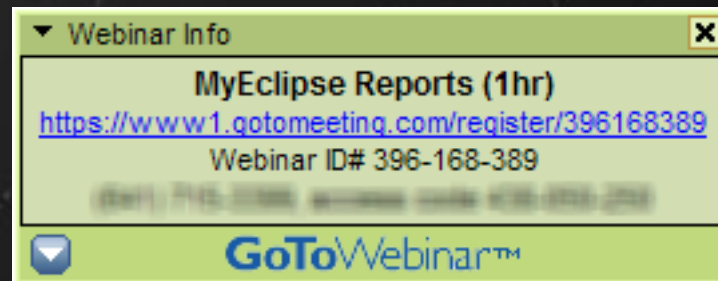
Conference Call: (616) 883-8055

Access Code: 490-440-924

Call-in Audio Only...

- You must call in to the conference phone # to hear us.
- The conference number is in the **Webinar Info** panel on the right hand side of your screen:

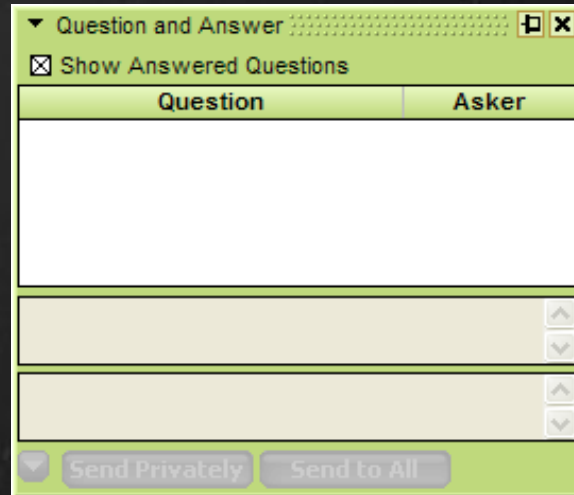
Example Screenshot



NOTE: The contact info above is just an example.
Please see your own screen for the correct information.

Asking a Question...

During the Webinar (Question & Answer Box)



The screenshot shows a window titled "Question and Answer" with a close button. Below the title bar is a checkbox labeled "Show Answered Questions" which is checked. The main area contains a table with two columns: "Question" and "Asker". The table is currently empty. Below the table are two scrollable areas, each with up and down arrow buttons. At the bottom of the window are two buttons: "Send Privately" and "Send to All".

Question	Asker
----------	-------

Purchasing Questions

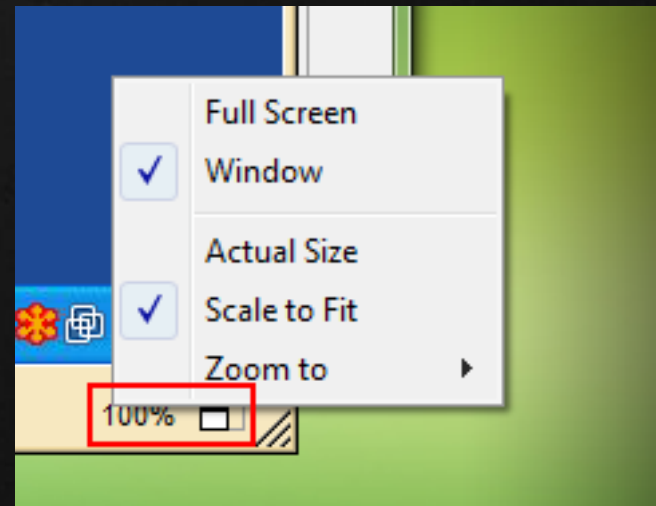
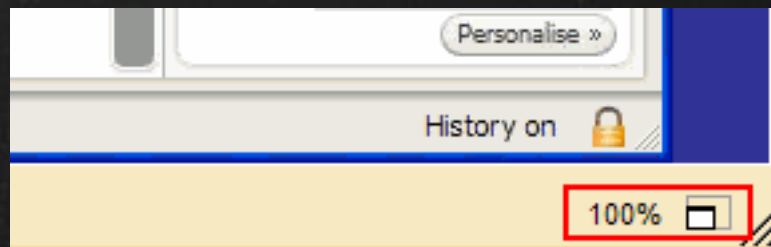
demos@myeclipseide.com

Support Questions

<http://www.myeclipseide.com>

Watching the Webinar...

If you have a hard time seeing my window during the presentation (e.g. it appears too large) you can use the "Zoom" functionality on the bottom right hand corner of the screen to adjust how it fits your screen.



Features of new JS Tools

- More Powerful
 - Features similar to the Java Tools
 - Libraries
 - Better Content Assist
 - Formatter Preferences
 - Code Cleanup
 - Templates
 - etc.
- Flexible (Can be enabled on any existing projects)

Beta Reminder...

- This is the first release
- This is a Milestone 1 (Beta) release
- Still have Milestone 2 and final stable GA releases to go

Send us Feedback

Outline

- Web Project, what's changed?
 - Features
 - Preferences
- Simple JavaScript
 - New Features
 - Debugging
- More Advanced JavaScript
 - Effects with script.aculo.us

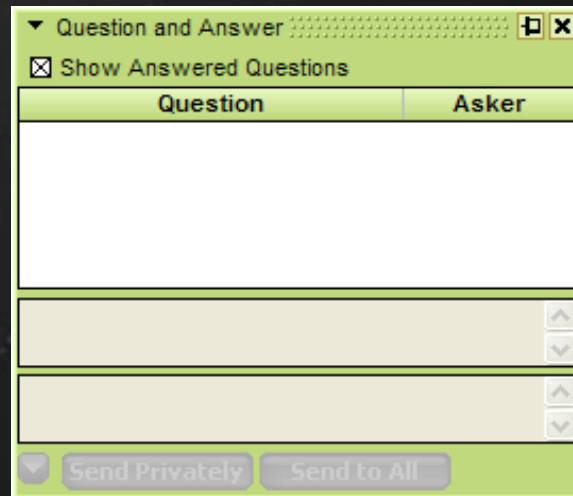
(Switch to MyEclipse)

Recap...

- More Powerful JavaScript Tooling
- Similar to Java Tooling
- Available in **All Versions** of MyEclipse (Standard, Professional, Blue)
 - **NOTE: Debugging still Pro Only**

Questions & Answers

Feel free to ask any questions you had during the presentation...



A screenshot of a software window titled "Question and Answer". The window has a green header bar with a dropdown arrow on the left and a close button (X) on the right. Below the header, there is a checkbox labeled "Show Answered Questions" which is checked. The main content area is a table with two columns: "Question" and "Asker". The table is currently empty. Below the table, there are two rows of light beige rectangular boxes, each with a small upward and downward arrow on its right side. At the bottom of the window, there are two buttons: "Send Privately" and "Send to All".

Question	Asker
----------	-------

Conclusion

Thank you for joining us.

MyEclipse Webinar Registration page will be updated as we plan for future webinars. Be sure to check it out.

<http://www.myeclipseide.com/webinars.html>

If you have questions about our webinars you can email us at demos@myeclipseide.com